






AESSEAL PACKING STYLE 340

Braided of Flexible Expanded Graphite Tape with high temperature resistant Inconel-mesh reinforcement

Characteristics

- Universal plant wide use in static applications
- Extrusion stability through ultrafine 10 myh Inconel Mesh Reinforcement on each strand
- Non hardening, good reset capability, coefficient of thermal expansion corresponds to the coefficient of steel
- High temperature and pressure resistance
- Suitable for: power plants, petrochemical plants, boiler houses
- Easy to cut, assemble and disassemble
- Low coefficient of friction minimizes the adjustment force in valves
- For valve applications rings should be approx. 25 - 30 % compressed at installation
- Die formed rings are recommended

Operating range

			
p [psi]	0	0	7250
v [fpm]	0	0	
t °F	-330 ... +1200		
pH	0 - 14		
lb/in ³	0.0415		

Practical useful application data:
max. temperature in oxidizing
atmosphere: +750 °F

Main application


- Valves
- Fittings
- Gate valves
- Flaps

Suitable for

- Power plant technology
- Boiler houses
- Petrochemical plants

Approvals

- BAM for gaseous oxygen
60 bar / 25 °C



Braided tape with High Temperature Inconel Mesh Reinforcement



Form of delivery

This packing can be manufactured from 3 to 30 mm / 1/8" to 1.2" square as well as in intermediate, inch sizes and special measurements.

03-09 mm/1/8"-5/16" on 2 lbs spool
10-15 mm/3/8"-9/16" on 5 lbs spool
16-25 mm/5/8"-1" on 10 lbs spool

Special length, pre-cut or die formed rings on request.

1 lbs of packing of the following cross-sections is equivalent to displayed lengths in feet:

Size	Feet	Size	Feet
3 [1/8"]	118.8	13 [1/2"]	8.0
4	80.9	14 [9/16"]	6.6
5 [3/16"]	51.8	15	5.8
6	35.9	16 [5/8"]	5.1
6.4 [1/4"]	32.1	18	4.0
8 [5/16"]	20.2	19 [3/4"]	3.6
9.5 [3/8"]	14.3	20	3.2
10	12.9	22 [7/8"]	2.7
11 [7/16"]	10.5	25 [1"]	2.1
12	9.0		

All technical information and advice is based on our experience and will be given most conscientiously but without any liability.

Indication and figures are for guidance only and need to be examined by the user. All sizes are subject to manufacturing tolerances. We reserve the right to modify specifications at any time.

Please note that the technical values cannot be used all at the same time in their maximum values.