

# LSEAL™

## Non-Metallic Cartridge Mechanical Seals

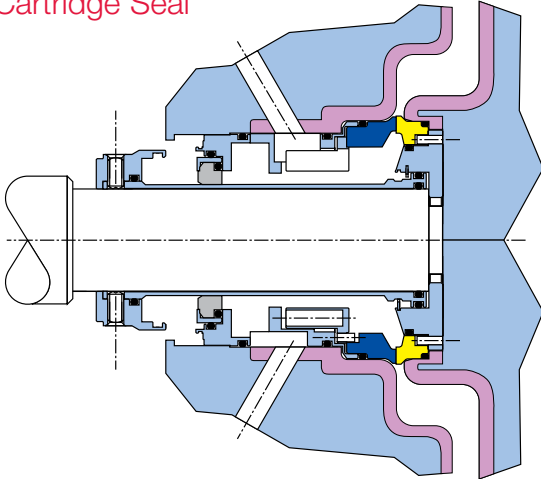


- Designed to fit group I & group II, Durco® polychem L-series non-metallic pumps
- Pre-set and factory assembled
- Available in a wide range of face and elastomer combinations
- Patented design
- Genuine one piece cartridge design for reliable installation

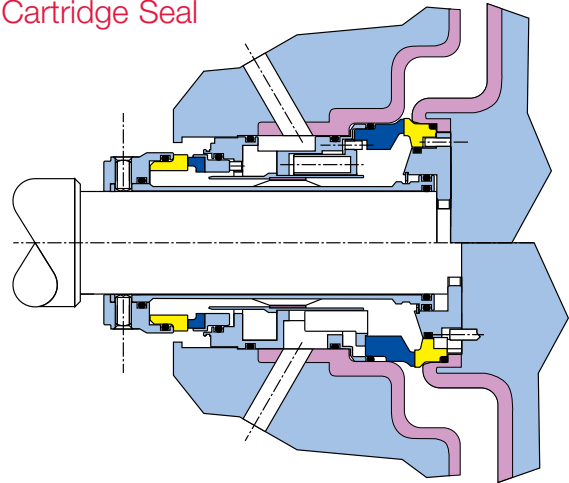
# LSEAL™ - design features

The AESSEAL® LSEAL™ is included amongst the standard and recommended seal arrangements for the Durco® PolyChem L-Series pumps.

Single Cartridge Seal



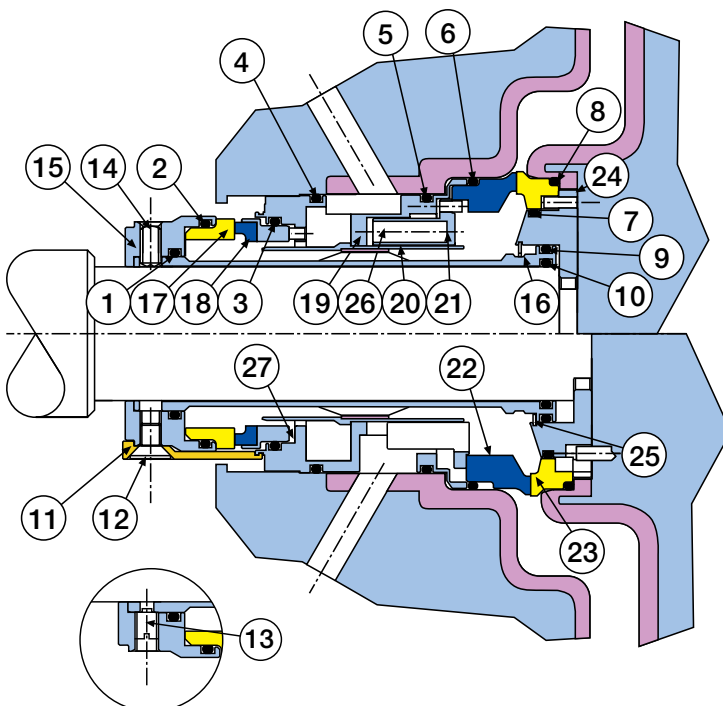
Double Cartridge Seal



## Design Features

- Pre-set factory assembled and tested seal design
- Cartridge design
- Multi-spring design for even seal face loading
- Patented seal compensating device which accommodates pump assembly positional variance
- Directional barrier fluid flow path
- Double balanced inboard seal faces
- Elimination of the OEM hooked shaft sleeve
- Available in a wide range of inventoried face and elastomer combinations
- Cost effective wetted perfluoroelastomer options
- Customized plastic seal container

## Seal Construction - Double Cartridge Seal




Item	Description	Material
1	Clamp Ring O Ring	FKM / EPDM / FFKM / TFE/P
2	Outboard Rotary O Ring	FKM / EPDM / FFKM / TFE/P
3	Outboard Stationary O Ring	FKM / EPDM / FFKM / TFE/P
4	Gland O Ring	FKM / EPDM / FFKM / TFE/P
5	Gland O Ring	FKM / EPDM / FFKM / TFE/P
6	Inboard Stationary O Ring	FKM / EPDM / FFKM / TFE/P
7	Inboard Rotary O Ring	FKM / EPDM / FFKM / TFE/P
8	Inboard Rotary O Ring	FKM / EPDM / FFKM / TFE/P
9	Sleeve O Ring (outer)	FKM / EPDM / FFKM / TFE/P
10	Sleeve O Ring (inner)	FKM / EPDM / FFKM / TFE/P
11	Setting Clip	Brass
12	Clip Screw	Stainless Steel
13	Anti Tamper Screw	Stainless Steel
14	Drive Screw	Stainless Steel
15	Clamp Ring	316L Stainless Steel
16	Sleeve	316L Stainless Steel
17	External Rotary Face	SiC
18	External Stationary Face	316L Stainless Steel / Carbon / SiC
19	Gland	316L Stainless Steel
20	Shroud	316L Stainless Steel / Raztec™
21	Spring Plate	316L Stainless Steel
22	Internal Stationary Face	Carbon / SiC
23	Internal Rotary Face	SiC
24	Spacer Plate	316L Stainless Steel
25	Circlip	Stainless Steel
26	Internal Springs	Stainless Steel
27	External Springs	Hastelloy® C

Pump Group	Bare Shaft Size
GPI	0.812"
GPII	1.500"

# LSEAL™ - reliable seal installation

Reliable Installation In Minutes...



**1** Lightly apply grease to the bare shaft and seal gland elastomers.



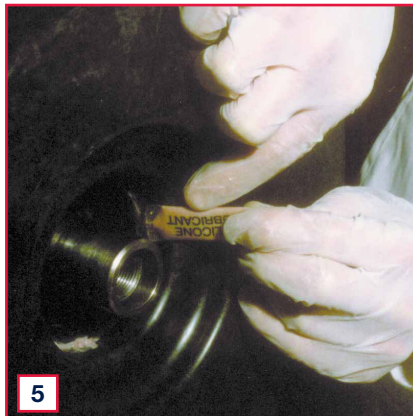
**2** Apply grease to the outboard stationary 'O' rings and inboard rotary 'O' rings.




**3** Apply grease to recess diameter of the impeller.




**4** Fit the seal inside the impeller, ensuring the impeller anti rotation pin locates in the recess in the seal.




**5** Apply grease to the recess on the pump where the inboard stationary is seated.




**6** Ensure the anti-rotation lugs on the seal are aligned at 12 o'clock and 6 o'clock and the inlet port on the seal gland is at 6 o'clock, then slide the seal onto the pump shaft.



**7** Rotate the pump shaft at the coupling end in a clockwise direction whilst holding the impeller stationary.



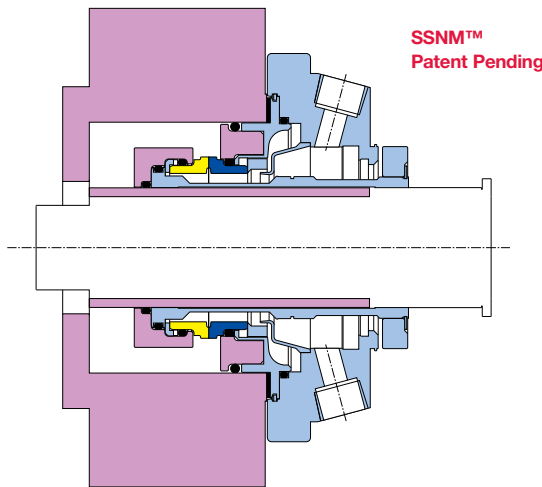
**8** Tighten the impeller to the shaft and the seal drive set screws down equally onto the shaft.



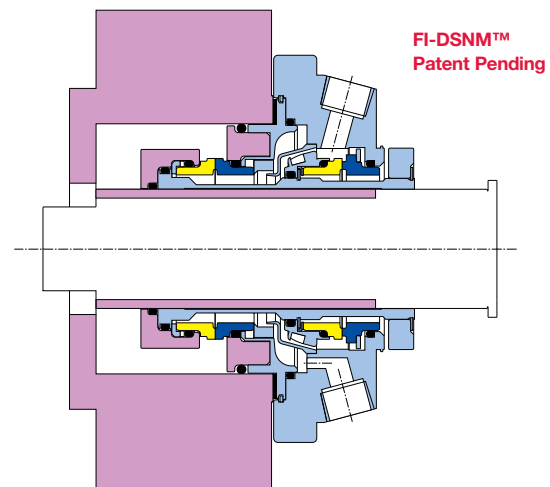
**9** Unscrew and remove the setting clips. Spin the shaft by hand, listening for shaft binding. Pipe up to inlet & outlet ports on the pump chamber. Ensure the barrier fluid is present and the seal is primed before start up.

## Additional Non-Metallic AESSEAL® Designs

Additional standard non-metallic AESSEAL® designs, which can be fitted to Durco® PolyChem S-Series and Mark III pumps.



Chemical cartridge single mechanical seal with non-metallic wetted components and available with optional wetted elastomers in FFKM.



Chemical cartridge double mechanical seal with non-metallic wetted components and optional pumping scroll and wetted elastomers in FFKM.

## LSEAL™ - elastomers



- High purity perfluoroelastomers to suit the requirements of the Chemical & Pharmaceutical Industries.
- Range of compounds available that provide comparable chemical resistance to PTFE.
- Excellent chemical resistance with high thermal stability.

## Support Systems

In addition to a vast range of mechanical seals, AESSEAL® also has a comprehensive range of seal support systems and bearing protection devices for all your sealing needs.



SWFF-TF™

AES-15™

FLOWTRUE™

PUMPPAC™

Contact AESSEAL® for further information

This brochure is fully recyclable. When laminated, a sustainable, biodegradable and recyclable lamination is used.

For further information and safe operating limits contact our technical specialists at the locations below.



### UK Sales & Technical advice:

AESSEAL plc  
Mill Close  
Bradmarsh Business Park  
Rotherham,  
S60 1BZ, UK  
Tel: +44 (0) 1709 369966  
E-mail: [enquiries@aes seal.info](mailto:enquiries@aes seal.info)  
[www.aes seal.com](http://www.aes seal.com)

### AESSEAL plc is certified to:

ISO 9001, ISO 14001, ISO/IEC 20000, ISO/IEC 27001,  
ISO/TS 29001, ISO 37001, ISO 45001 & ISO 50001



Net Zero champions globally



Use double mechanical seals with hazardous products.

Always take safety precautions:

- Guard your equipment
- Wear protective clothing



### USA Sales & Technical advice:

AESSEAL Inc.  
355 Dunavant Drive  
Rockford,  
TN. 37853,  
USA

Tel: +1 865 531 0192  
E-mail: [usa@aes seal.com](mailto:usa@aes seal.com)  
[www.aes seal.com](http://www.aes seal.com)

**Important:** Since the conditions and methods of use of this product are beyond our control, AESSEAL plc expressly disclaims any and all liability resulting or arising from any use of this product or reliance on any information contained in this document - AESSEAL plc standard conditions of sale apply. All sizes are subject to manufacturing tolerances. We reserve the right to modify specifications at any time. AESSEAL® is a Registered Trademark of AES Engineering Ltd, AESSEAL plc recognizes all trademarks and trademark names as the property of their owners.