

SWFF-TF™

Water Management System with Flow Fuse™
and Thermal Fuse™



Features

- Flow sensing shut off valve
- Water regulator
- Automatic reset facility
- Thermal relief valve

Benefits


- Protects the process from barrier fluid contamination upon catastrophic seal failure
- Maintains water level and pressure, which reduces due to normal seal operation
- Protects the mechanical seal from running dry during process up-sets
- Maintains systems pre-set pressure by accommodating any thermal expansion



The intelligent SWFF-TF™ system incorporates the Flow Fuse™ and Thermal Fuse™ products:

The Flow Fuse™ is designed to restrict barrier fluid contamination of the process upon momentary or permanent seal failure. The Flow Fuse™ does this by shutting off the plant water supply when it detects an abnormally high flow of water. The Flow Fuse™ product has two operating functions. These are manual-reset and auto-reset. In manual-reset the Flow Fuse™ will completely shut off the plant water supply upon the detection of seal failure and the only way to reset the Flow Fuse™ is manually. This mode is most suited to applications where barrier fluid contamination of the process cannot be tolerated. In auto-reset mode, upon seal failure the Flow Fuse™ will shut off the plant water supply but allow a small volume of water to continue to pass through. If the seal failure is momentary (e.g. temporary parting of the seal faces) the Flow Fuse™ will automatically reset itself to the original operating pressures once the seal failure has been resolved.

The Thermal Fuse™ is a pressure relief valve designed to relieve the system of pressure build up as a result of a temperature increase.



Charity registration number 288701

WaterAid - water for life - The international NGO dedicated exclusively to the provision of safe domestic water, sanitation and hygiene education to the world's poorest people. Commitment to Global Water Conservation and a Clean Environment AESSEAL® is delighted to support WaterAid's vision of a world where everyone has access to safe water and sanitation.
www.wateraid.org

Specifications



System Specification:

Maximum Set Pressure: 6 barg / 87 psig*

Maximum Design Pressure: 10 barg / 145 psig

Minimum Working Pressure: 1 barg / 15 psig

Maximum Temperature: 80°C / 176°F (with suitably rated piping / hosing)

Minimum Temperature: 0°C / 32°F**

* 8 Barg can be achieved with optional expansion vessel

** Protection against freezing required for water below 0°C

Vessel:

- **Construction:** 304 Stainless Steel
- **Connections:** 1/2" NPT for seal feed and return hoses
- **Finish:** White powder coat
- **Designed to:** ASME VIII Div.1 and certified by TÜV to cover PED requirements

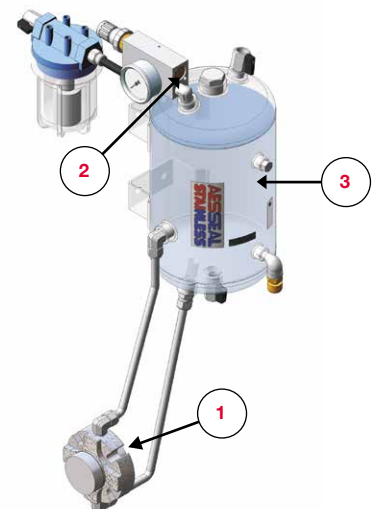
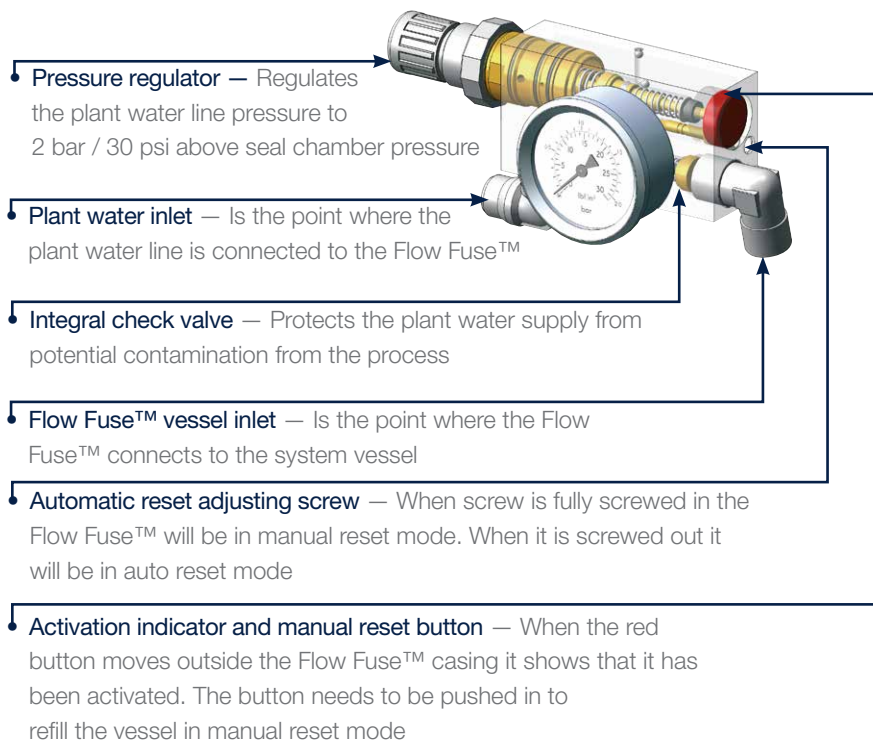
SWFF-TF™ Components:

- **Flow Fuse™:** Nickel plated brass construction, 10 bar / 150 psi maximum pressure
- **Thermal Fuse™:** Brass construction
- **In-line Filter:** 1 micron, UV stabilized material, 8 bar / 120 psi maximum pressure

Optional Extras:

- **Cooling Coil**
- **Finned Tubing**
- **Pressure Switch:** Safe Area, Intrinsically Safe and Explosion Proof options
- **Level Switch:** Safe Area, Intrinsically Safe and Explosion Proof options
- **SS Braided Flexible Hose**
- **SS Hard Pipe**

Flow Fuse™ Operating Principle



Flow Fuse™ Activation

1. The seal fails
2. Flow Fuse™ valve triggers, isolating plant water supply
3. Minimal barrier fluid loss, ensuring your process is protected

Barrier & Buffer Fluid Systems For Use With Double Mechanical Seals AESSEAL® supplies an extensive range of barrier and buffer fluid systems for use with double mechanical seals. Wherever possible AESSEAL® prefers to supply both the seal and the system. In addition the company will suggest suitable barrier or buffer fluids for most applications, based on extensive field experience. AESSEAL® accepts no responsibility for any problems associated with system design, installation, operation, or the use of an unsuitable barrier or buffer fluid, where the fluid, seal or any part of the system have not been specified and / or supplied by AESSEAL®.



ENVIRONMENTAL TECHNOLOGY

To experience the exceptional, please contact your local representative. Discover full details on our website:

www.aesseal.com

This brochure is fully recyclable. When laminated, a sustainable, biodegradable and recyclable lamination is used.

For further information and safe operating limits contact our technical specialists at the locations below.



UK Sales & Technical advice:

AESSEAL plc
Mill Close
Bradmarsh Business Park
Rotherham,
S60 1BZ, UK
Tel: +44 (0) 1709 369966
E-mail: enquiries@aesseeal.info
www.aesseal.com

AESSEAL plc is certified to:

ISO 9001, ISO 14001, ISO/IEC 20000, ISO/IEC 27001,
ISO/TS 29001, ISO 37001, ISO 45001 & ISO 50001



Net Zero champions globally



INVESTOR
IN PEOPLE

Use double mechanical seals with hazardous products.

Always take safety precautions:

- Guard your equipment
- Wear protective clothing



WARNING

USA Sales & Technical advice:

AESSEAL Inc.
355 Dunavant Drive
Rockford,
TN. 37853,
USA

Tel: +1 865 531 0192
E-mail: usa@aesseeal.com
www.aesseal.com

Important: Since the conditions and methods of use of this product are beyond our control, AESSEAL plc expressly disclaims any and all liability resulting or arising from any use of this product or reliance on any information contained in this document - AESSEAL plc standard conditions of sale apply. All sizes are subject to manufacturing tolerances. We reserve the right to modify specifications at any time. AESSEAL® is a Registered Trademark of AES Engineering Ltd, AESSEAL plc recognizes all trademarks and trademark names as the property of their owners.